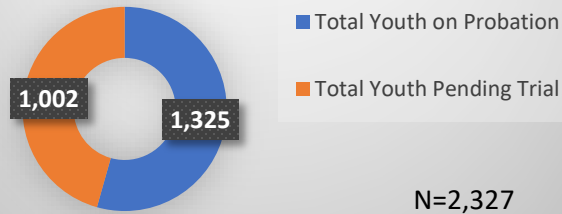
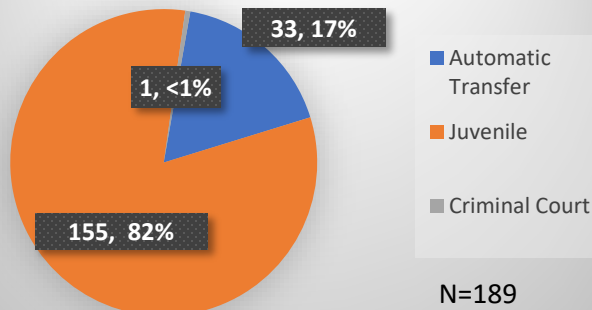


**Daily Data Dashboard – April 2, 2025**  
**Demographics for JTDC Population**  
**Wednesday Morning Midnight Count**

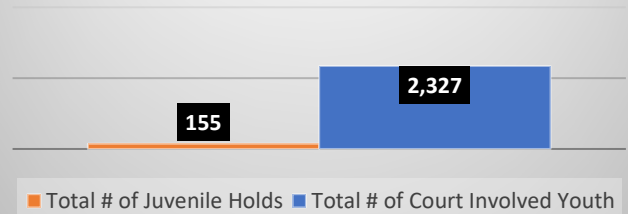
**Number of Court Involved Youth**



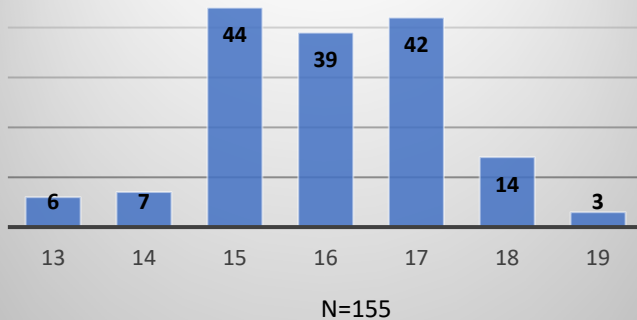
**Total JTDC Population Held**



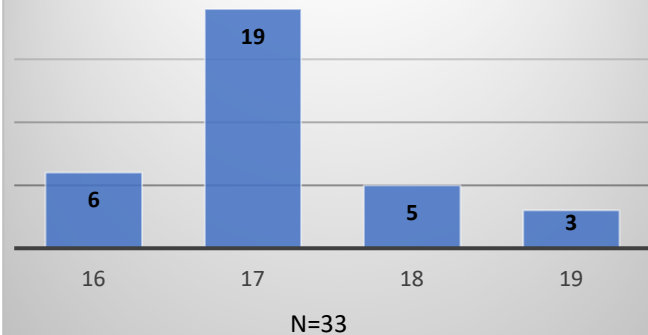
**Court Involved Youth vs. Juvenile Holds in JTDC**



**Age (Juvenile)**



**Age (AT)**



**Daily Data Dashboard – April 2, 2025**  
**Demographics for JTDC Population**  
**Wednesday Morning Midnight Count**

